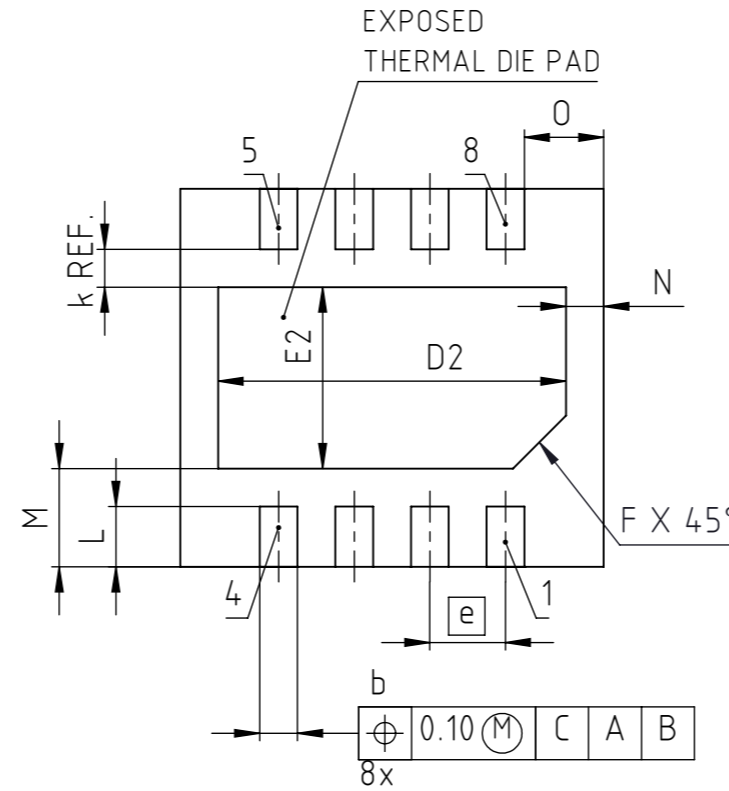
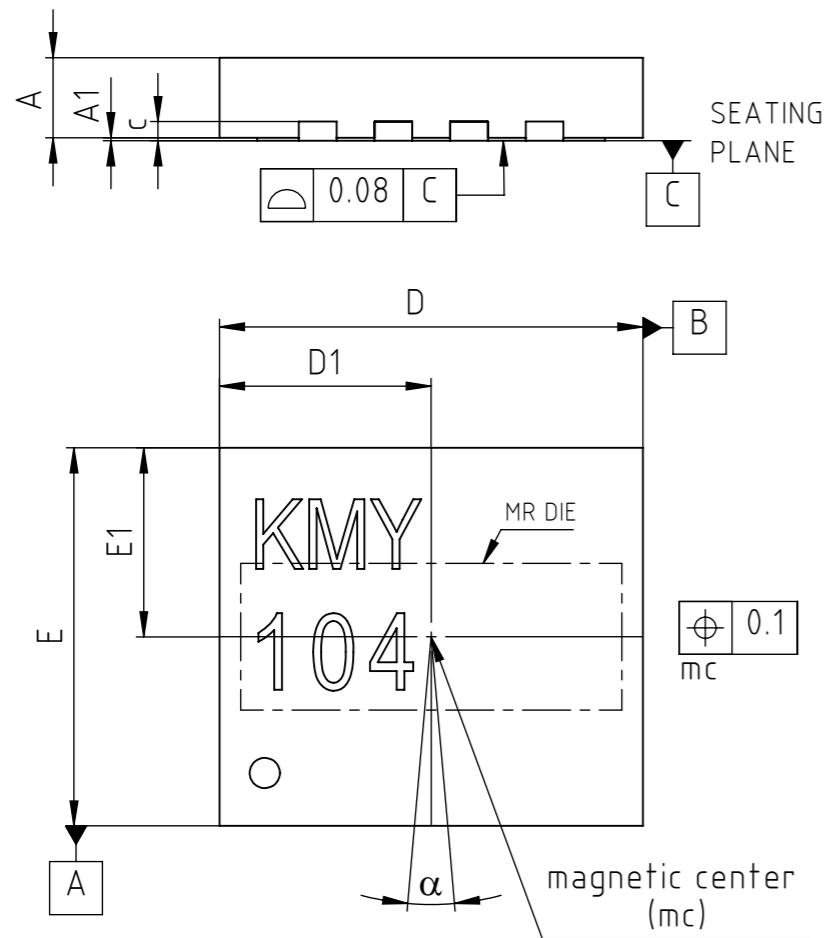
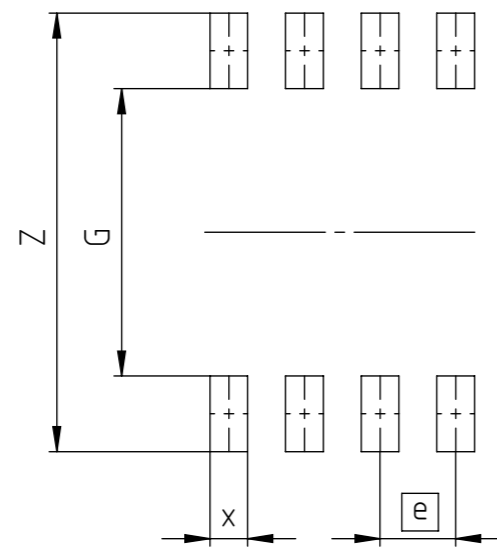


REV	DESCRIPTION	DATE	DWN	APVD
-----	-------------	------	-----	------



SYMBOL	DIMENSIONS		
	MIN.	NOM.	MAX.
A	0.50	-	0.55
A1	0.00	0.02	0.05
b	0.20	0.25	0.30
c	-	0.127	-
D	2.70	2.80	2.90
D1	-	1.40	
D2	2.20	2.30	2.40
E	2.40	2.50	2.60
E1	-	1.25	-
E2	1.10	1.20	1.30
e	-	0.50	-
F	-	0.35	-
G	1.90	-	-
k	-	0.25	-
L	0.30	0.40	0.50
M	-	0.65	-
N	-	0.25	-
O	-	0.525	-
x	-	0.30	-
Z	-	-	2.90
α	-5°	0°	+5°

RECOMMENED LAND PATTERN



Note:
1. REFER TO JEDEC MO-229

THIS DRAWING IS A CONTROLLED DOCUMENT.		DWN Schreiner 11.07.2024		
		CHK G. Stute 11.07.2024		
DIMENSIONS: mm		TOLERANCES UNLESS OTHERWISE SPECIFIED:		NAME KMY 104 8L_UDFN_2.8x2.5
		0 PLC ±		APVD -
		1 PLC ±		PRODUCT SPEC -
		2 PLC ±		APPLICATION SPEC -
		3 PLC ±		SIZE A3
MATERIAL -		4 PLC ±		CAGE CODE G-G-MRCD-047
		ANGLES ±°		DRAWING NO -
FINISH -		WEIGHT -		RESTRICTED TO -
CUSTOMER DRAWING		SCALE 20:1		SHEET 1 OF 1
		REV A		