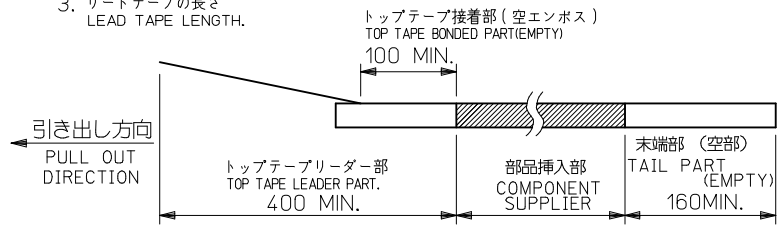
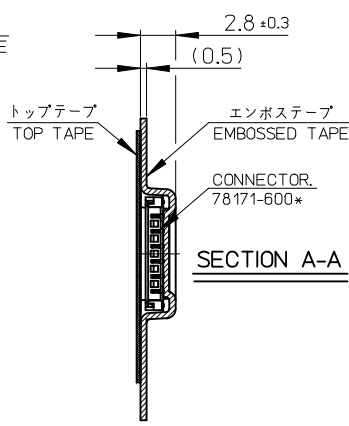
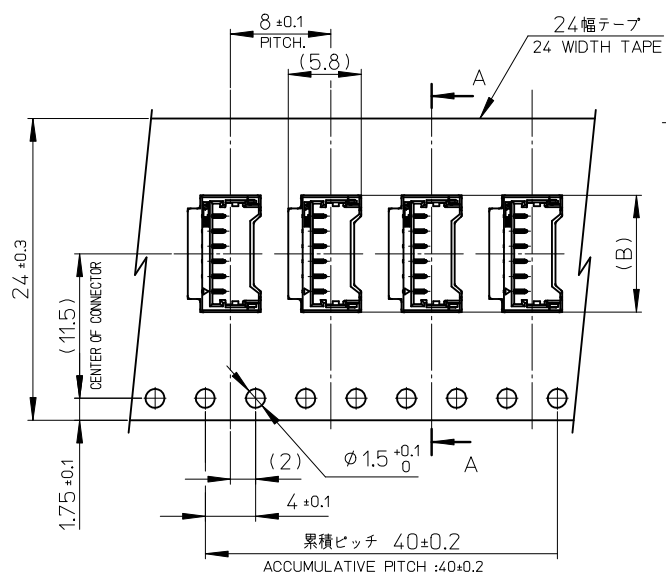


NOTES

- 製品詳細につきましては、SD-78171-002 を参照下さい。
RE DETAILED DIMENSION, SEE SD-78171-002.
- 梱包数量：4,500 個/リール
NUMBER OF CONNECTORS:4,500PCS/REEL.
- リードテープの長さ
LEAD TAPE LENGTH.

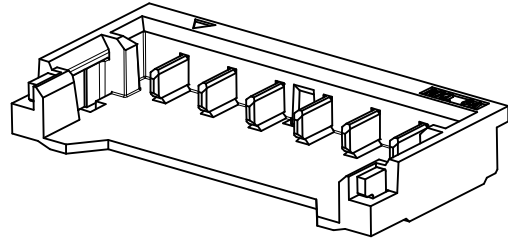
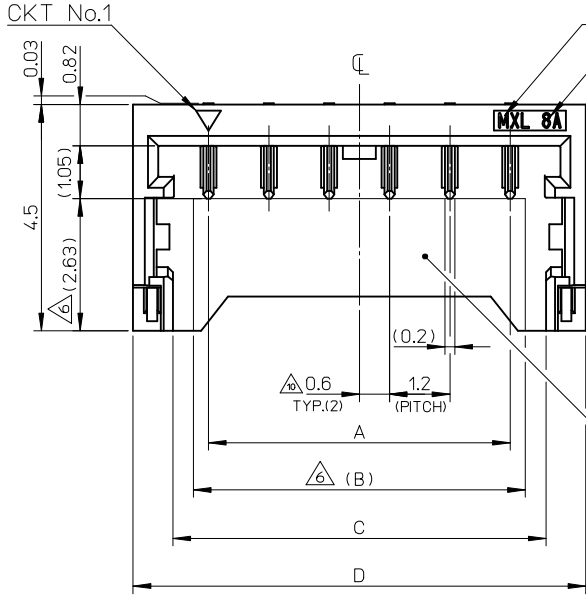


- 材料 (MATERIAL)
キャリアテープ (CARRIER TAPE) : POLYPROPYLENE - PP
トップテープ (TOP TAPE) : PET, PE, PE
リール (REEL) : ポリスチレン (POLYSTYRENE) <リサイクル材を含む>
<RECYCLE MATERIAL CONTAINED.>
- 製品の取扱いについては取扱説明書 "AS-78172-001" を参照願います。
REFER TO INSTRUCTION MANUAL "AS-78172-001"
- ELV 及び RoHS 適合品
ELV AND RoHS COMPLIANT.



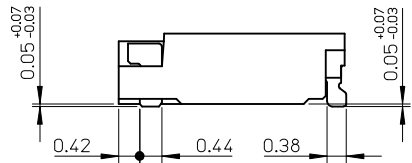
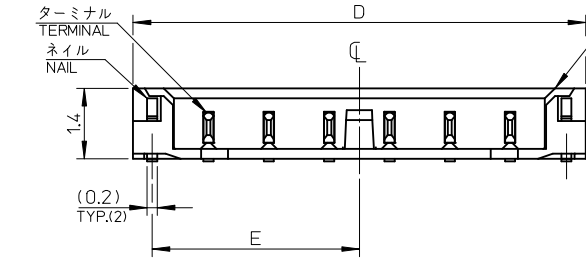
10.5	78171-6007	78171-5007	7	78171-500*
9.3	78171-6006	78171-5006	6	
B	CONNECTOR	MATERIAL NO.	CKT.	MODEL NO.

REVISED EC NO: J2014-0305 DRWN: YAKE 2013/05/15 CHKD: KASAKAWA 2013/05/15 APPR: NUKI ITA 2013/08/20	DESCRIPTION GENERAL TOLERANCES (UNLESS SPECIFIED) 10 UNDER ±0.2 10 OVER 30 UNDER ±0.25 30 OVER ±0.3 ANGULAR ±3 ° DRAFT WHERE APPLICABLE MUST REMAIN WITHIN DIMENSIONS	DIMENSION STYLE MM ONLY DRAWN BY: T.ODA DATE: '08/11/07 CHECKED BY: SA.SATO DATE: '08/11/07 APPROVED BY: S.ICHIKAWA DATE: '08/11/07 MATERIAL NO.	SCALE DESIGN UNITS METRIC THIRD ANGLE PROJECTION	TITLE EMBOSSMENT TAPE PKG FOR 78171	
				molex	
				DOCUMENT NO. SD-78171-001	
				SHEET NO. 1 OF 1	

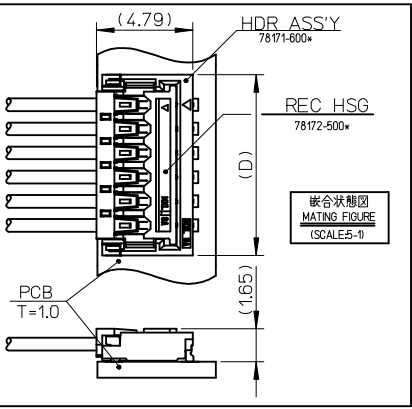
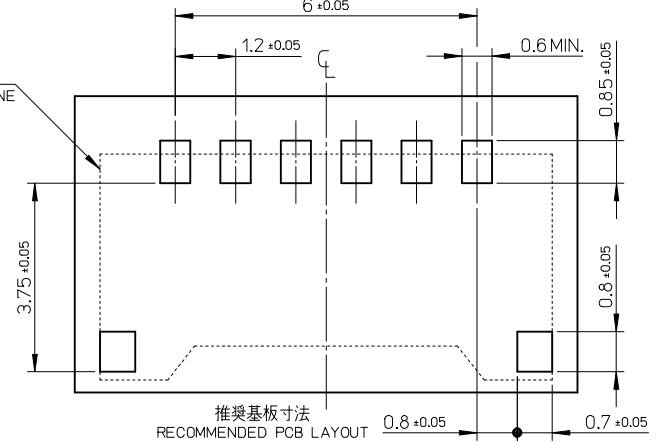


吸着推奨エリア
RECOMMENDED CHIPMOUNTER
VACUUM NOZZLE AREA

- 注記: 1. 材質 ハウジング: PA46, UL94V-0色: 黒
NOTES. MATERIALS HOUSING: PA46, UL94V-0, COLOUR:BLACK
- ターミナル: 銅合金
TERMINAL: COPPER ALLOY
ネイル: 銅合金
FITTING NAIL: COPPER ALLOY
2. メッキ仕様 ターミナル: 金メッキ0.1μmMIN, ニッケル下地メッキ1.0μm MIN
FINISHES TERMINAL:GOLD 0.1μmMIN. WITH 1.0μm MIN NICKEL UNDERPLATE OVERALL
ネイル: 錫メッキ 1.5 μm MIN ニッケル下地メッキ1.0 μm MIN
FITTING NAIL:1.5μm MIN TIN WITH 1.0μm MIN NICKEL UNDERPLATE OVERALL
3. 嵌合相手: 78172-500*
MATING WITH: ↑極数 No. CIRCUIT No.
4. 梱包形態: エンボスリール梱包 (詳細はSD-78171-001 を参照願います)
PACKAGING SPECIFICATION:EMBOSSED TAPE(REFER TO SD-78171-001)
- △ 製品番号は右記の内容を示す: 78171-600*
PRODUCT NUMBER INDICATES FOLLOWING ↑極数 No. CIRCUIT No.
- △ 吸着推奨エリアを示す
SHOWS VACUUM NOZZLE AREA.
7. ソルダータールとネイルの平坦度: 0.10 mm MAX
SOLDER TAIL AND FITTING NAIL COPLANARITY 0.1mm MAX.
8. ELV及びRoHS 適合品
ELV AND RoHS COMPLIANT.
9. 製品の取扱いについては取扱説明書"AS-78172-001"を参照願います
REFER TO INSTRUCTION MANUAL"AS-78172-001"
- △ 偶数極の製品に適用
APPLY EVEN CIRCUIT PRODUCTS



コネクタ外形図
CONNECTOR OUTLINE



7.2	7.8	8.62	10.2	4.72	7	78171-5007	78171-6007	78171-600*
6	6.6	7.42	9	4.12	6	78171-5006	78171-6006	
A	B	C	D	E	CKT	PACKING FORM: EMBOSSED TAPE		
						ORDER No.	MATERIAL NO.	MODEL NO.

REVISED EC NO: J2014-0305 DRWN:YAKE 2013/05/15 CHKD:KASAKAWA 2013/05/15 APPR:NUKITA 2013/08/20 REV □	DESCRIPTION GENERAL TOLERANCES (UNLESS SPECIFIED) 10 UNDER ±0.2 10 OVER 30 UNDER ±0.25 30 OVER ±0.3 ANGULAR ±3 ° DRAFT WHERE APPLICABLE MUST REMAIN WITHIN DIMENSIONS	DIMENSION STYLE MM ONLY		SCALE 10:1	DESIGN UNITS METRIC	THIRD ANGLE PROJECTION	
		DRAWN BY T.ODA	DATE 08/06/20	1.2W/B CONN. HDR ASS'Y			
		CHECKED BY SA.SATO	DATE 08/06/20	molex			
		APPROVED BY NUKITA	DATE 2010/10/25	MATERIAL NO. SEE CHART	DOCUMENT NO. SD-78171-002	SHEET NO. 1 OF 1	
		THIS DRAWING CONTAINS INFORMATION THAT IS PROPRIETARY TO MOLEX INCORPORATED AND SHOULD NOT BE USED WITHOUT WRITTEN PERMISSION					