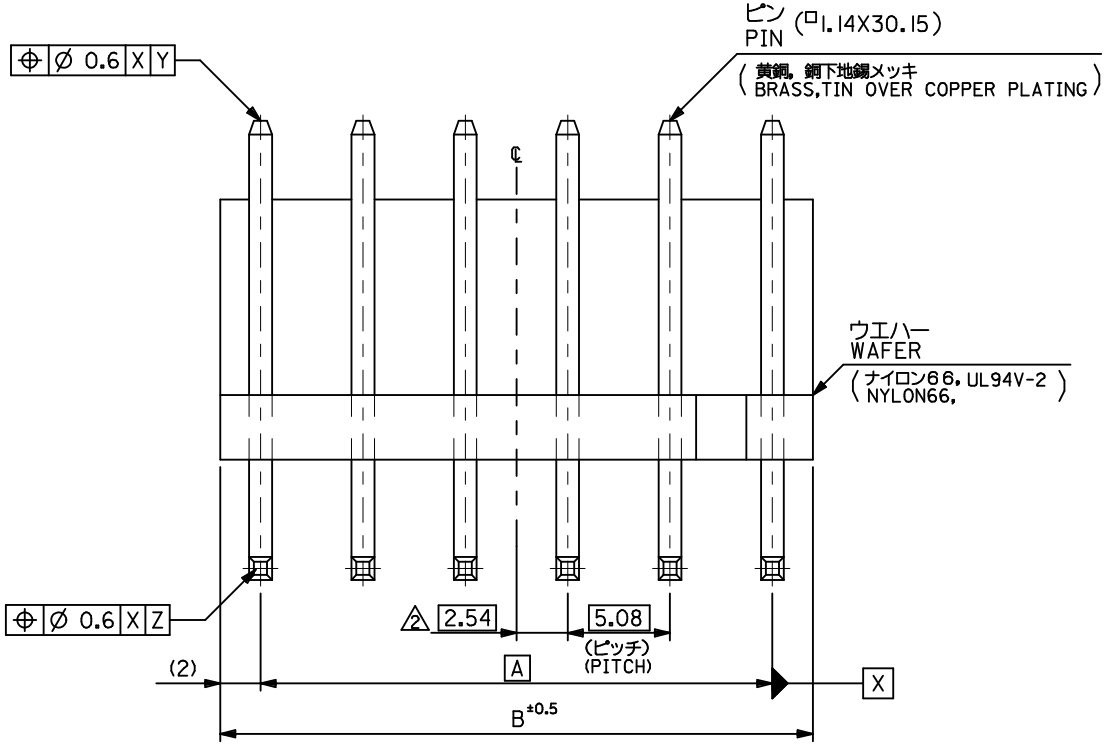

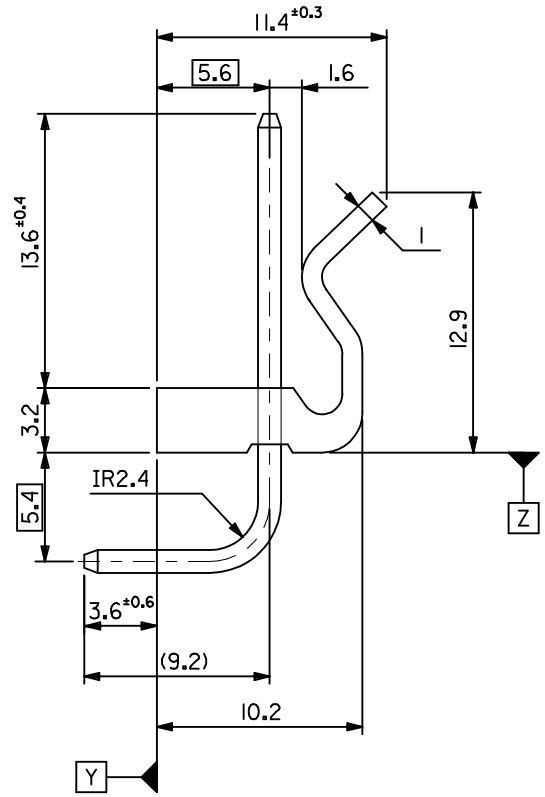

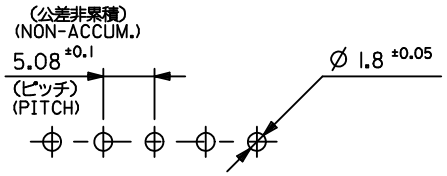

基板取付穴推奨寸法
RECOMMENDED P.C.B.HOLE DIMENSION

注記
NOTE

1 ウエハーのそりは, 長さ 25.4 に対して0.24 MAX..
CAMBER MUST BE 0.24 MAX. PER 25.4

2 全極数が偶数の場合のみ適用。
TO BE APPLIED ONLY WHEN ALL CKTS. ARE EVEN.

14.16	10.16	10-33-1032	5282-03A	3
B	A	EDP NO.	ENG. NO.	極数 NO. OF CKTS.

REVISED
EC NO: J2013-1503
DRWN:MKAWABATA 2013/06/05
CHKD:SSATO 2013/06/05
APPR:HHIRATA 2013/07/29
REV E
DESCRIPTION

GENERAL TOLERANCES (UNLESS SPECIFIED)

10 UNDER	±0.20
10 OVER 30 UNDER	±0.25
30 OVER	±0.30
ANGULAR ±3 °	

DRAFT WHERE APPLICABLE MUST REMAIN WITHIN DIMENSIONS

DIMENSION STYLE: MM ONLY
SCALE: 4:1
DESIGN UNITS: METRIC
THIRD ANGLE PROJECTION

DRAWN BY: TASAKAWA DATE: 1994/07/04
CHECKED BY: HHIRAMOTO DATE: 1994/07/04
APPROVED BY DATE

TITLE: KK 5.08 WAFER ASSY WITH LOCK

molex

MATERIAL NO.: 5282-NA
DOCUMENT NO.: SD-5282-NA
SHEET NO.: 1 OF 1
SIZE: A3

THIS DRAWING CONTAINS INFORMATION THAT IS PROPRIETARY TO MOLEX INCORPORATED AND SHOULD NOT BE USED WITHOUT WRITTEN PERMISSION