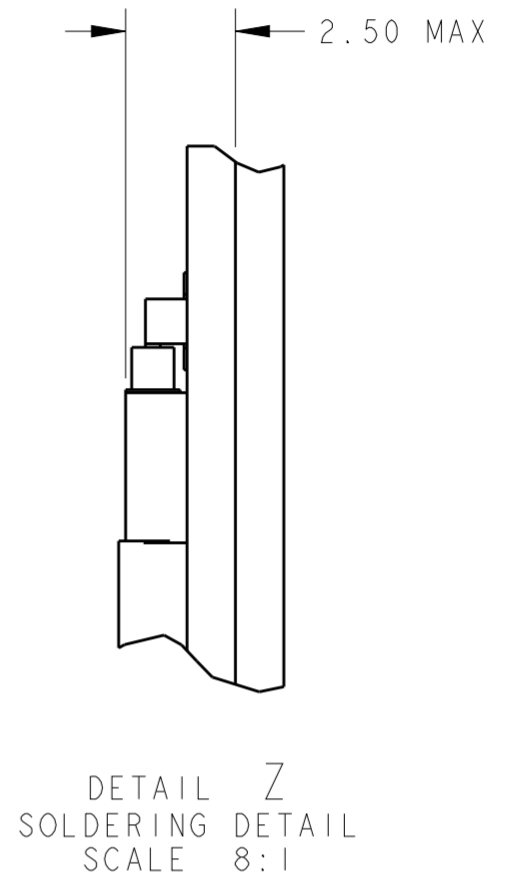
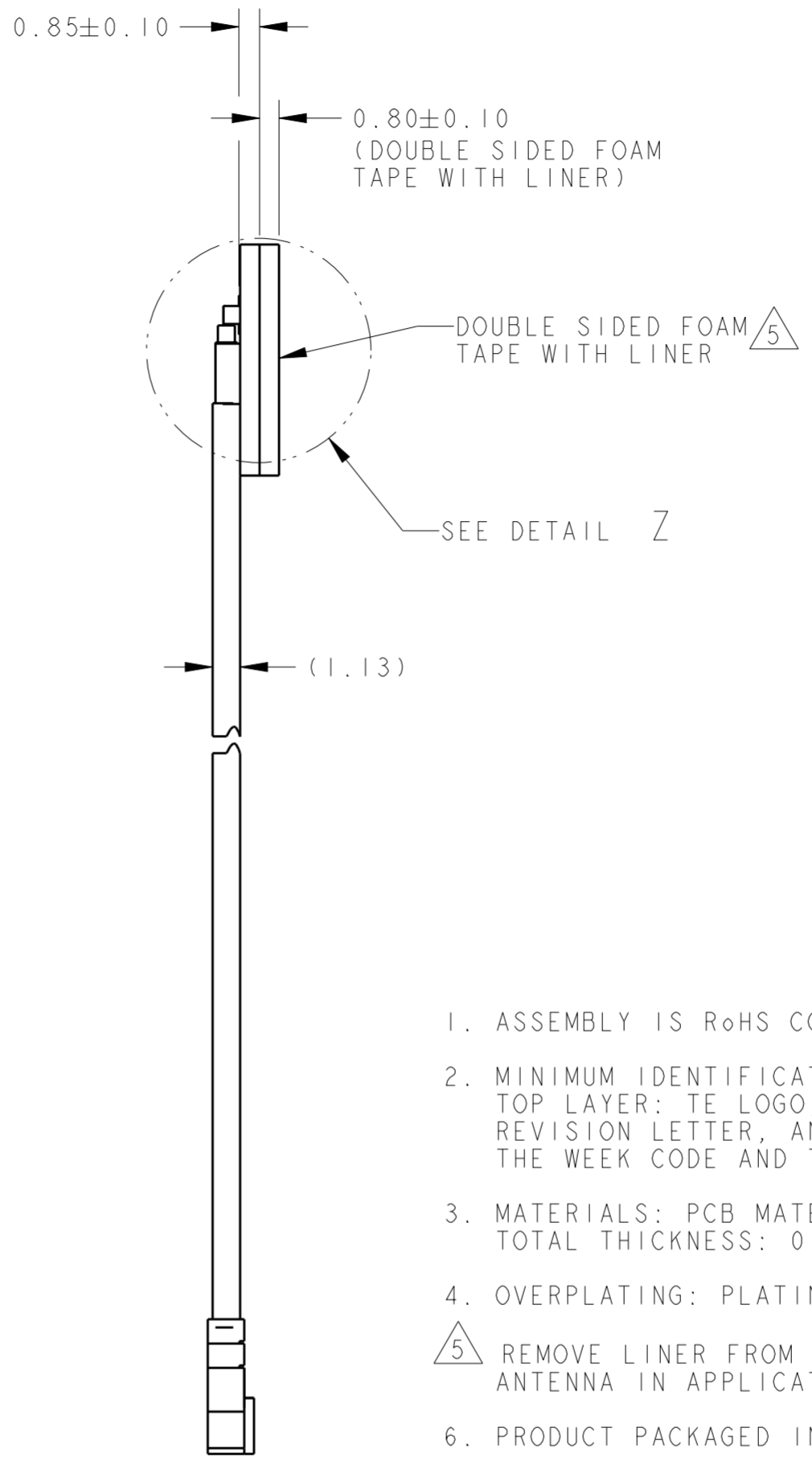
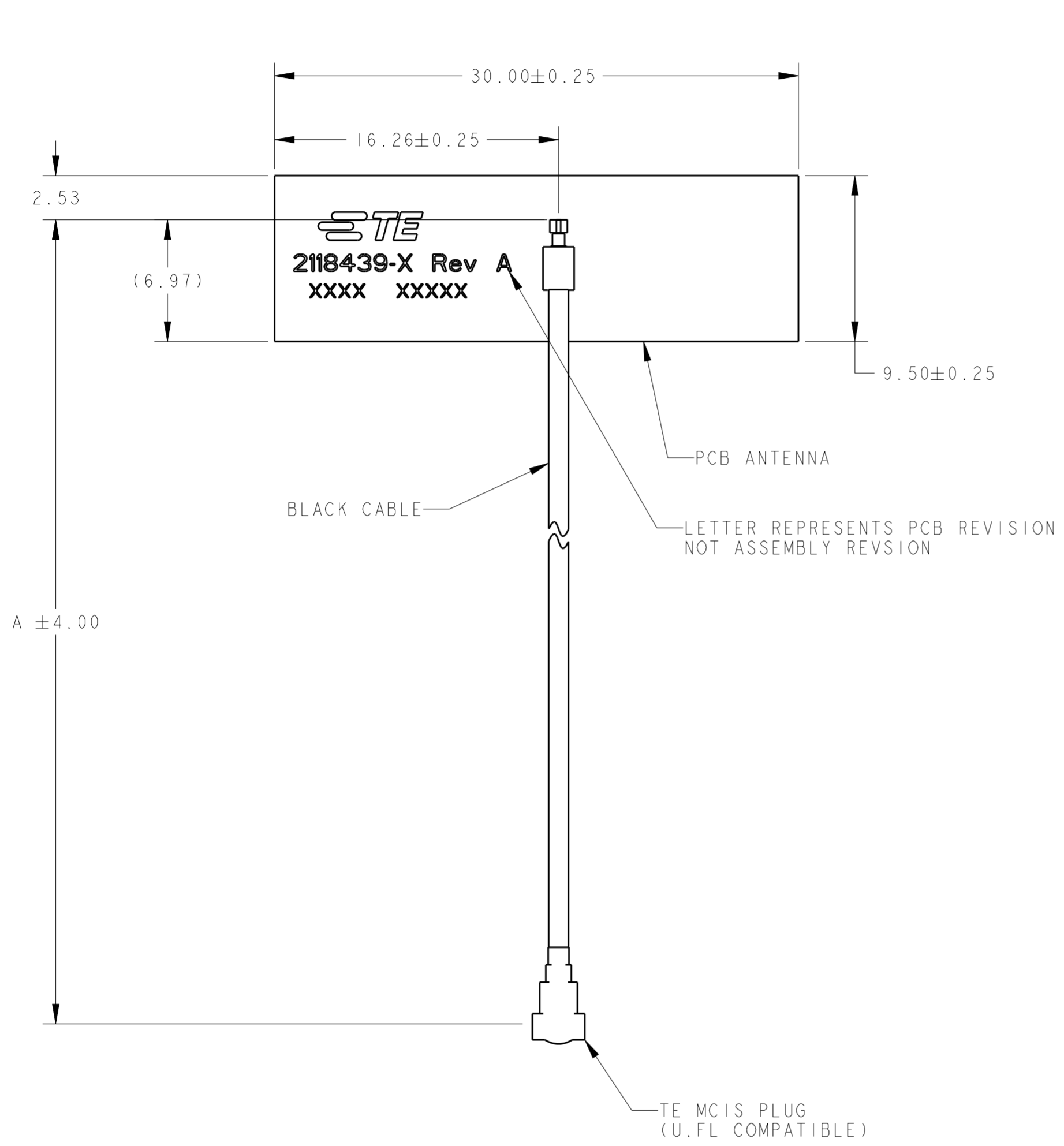


THIS DRAWING IS UNPUBLISHED. RELEASED FOR PUBLICATION 20
 © COPYRIGHT 20 BY TYCO ELECTRONICS CORPORATION ALL RIGHTS RESERVED.

| LOC | DIST | REVISIONS | | | | | |
|-----|------|-----------|-----|---------------------------|-----------|-----|------|
| | | P | LTR | DESCRIPTION | DATE | DWN | APVD |
| 00 | AJ | A | | RELEASED. | 16SEP2014 | KF | PG |
| | | AI | | UPDATE CONNECTOR NOTE | 15DEC2015 | JPS | JLM |
| | | B | | REVISED PER ECO-16-018604 | 28DEC2016 | AP | JM |



- ASSEMBLY IS RoHS COMPLIANT.
- MINIMUM IDENTIFICATION INCLUDES:
TOP LAYER: TE LOGO, TE ASSEMBLY BASE PART NUMBER, ASSEMBLY REVISION LETTER, AND FOUR DIGIT DATE CODE (FIRST 2 DIGITS FOR THE WEEK CODE AND THE 2ND TWO DIGITS FOR THE YEAR CODE).
- MATERIALS: PCB MATERIAL
TOTAL THICKNESS: 0.85 SINGLE SIDE, 1/2 OUNCE COPPER.
- OVERPLATING: PLATING ON EXPOSED COPPER AREAS TO BE E.N.I.G. FINISH.
- REMOVE LINER FROM DOUBLE SIDED FOAM TAPE 3M VHB 5608 TO APPLY ANTENNA IN APPLICATION.
- PRODUCT PACKAGED IN A BAG.

2118439-5 SHOWN

| | | |
|--------|--------------------------------|-------------|
| 200.00 | N | 2118439-7 |
| 100.00 | N | 2118439-6 |
| 150.00 | Y $\triangle 5$ | 2118439-5 |
| 300.00 | N | 2118439-4 |
| 160.00 | N | 2118439-3 |
| 310.00 | N | 2118439-2 |
| 250.00 | N | 2118439-1 |
| A | DOUBLE SIDED FOAM TAPE APPLIES | PART NUMBER |

CONFIDENTIAL

THIS INFORMATION IS CONFIDENTIAL AND IS DISCLOSED TO YOU ON CONDITION THAT NO FURTHER DISCLOSURE IS MADE BY YOU TO OTHER THAN TYCO ELECTRONICS PERSONNEL WITHOUT WRITTEN AUTHORIZATION FROM TYCO ELECTRONICS, HARRISBURG, PA.

| DIMENSIONS: | | TOLERANCES UNLESS OTHERWISE SPECIFIED: | | DWN | | CHK | | APVD | | NAME | |
|-------------|--|--|---|---------|-----------|---------|-----------|---------|-----------|-----------------------|---------------|
| mm | | 0 PLC | ± | K FOLTZ | 18MAR2014 | J MOORE | 18MAR2014 | J MOORE | 18MAR2014 | PCB ANTENNA ASSEMBLY, | |
| | | 1 PLC | ± | | | | | | | SIZE | CAGE CODE |
| | | 2 PLC | ± | | | | | | | A2 | 00779 |
| | | 3 PLC | ± | | | | | | | DRAWING NO | RESTRICTED TO |
| | | 4 PLC | ± | | | | | | | C-2118439 | - |
| | | ANGLES | ± | | | | | | | SCALE | SHEET |
| | | FINISH | ± | | | | | | | 4:1 | OF |
| MATERIAL | | | | | | | | | | REV | C |
| SEE NOTES | | | | | | | | | | | |