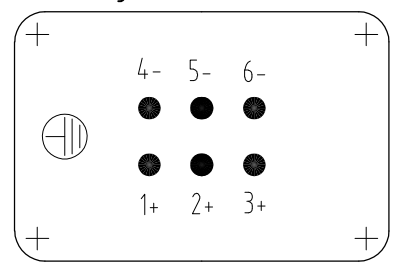


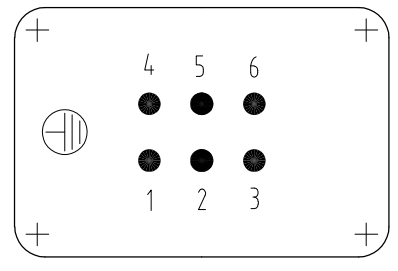
Printing 1-6 Thermo



Contact arrangement

view from termination side

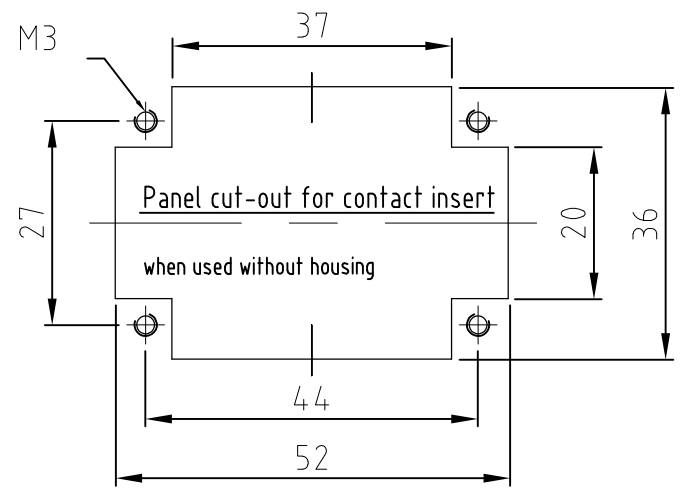
Printing 1-6 Screw



NOTES:

- 1 SUITABLE CRIMP CONTACTS: SERIES HE/HA  
OUTER DIMENSIONS OF INSULATION: MAX. Ø3,2 MM
- 2 SUITABLE HOOD SIZE 3: SERIES HB; HD; HIP; EMV  
SUITABLE INSERTION AND EXTRACTION TOOL:  
SCREWDRIVER 0,5x3 DIN 5264
- 3 Strip length: Screw connection 10mm  
Spring clamp connection 10mm Crimp connection 7.5mm
- 4 STANDARDS:  
DIN EN 61984; DIN EN 60664-1
- 5 PACKAGING:  
5 SETS IN A CARTON, PRE-MOUNTED
- 6 SPECIAL PACKAGING: Krauss-Maffei  
PACKAGING UNIT: 150 PIECES

OBSOLETE	OBSOLETE	OBSOLETE													
4	4	4	4	4	4	fixing screw	steel	nickel plated	blue	8	M3x10				
			6			contact spring clamp	brass	silver plated		7					
					6	contact socket screw termination	brass	gold plated		6					
					6	contact socket screw termination	brass	silver plated		5					
					1	cover spring clamp version			light grey	4					
					1	cover crimp version			light grey	3					
					1	cover screw version			light grey	2					
					1	socket insert			light grey	1					
OBSOLETE							DESCRIPTION	MATERIAL	COLOR	ITEM NO. POS.	NOTES SURFACE				
0-3	0-2	7-1	2-3	1-7	1-1										



ORDERING TEXT / BESTELLTEXT

THIS DRAWING IS A CONTROLLED DOCUMENT.  
 DIESE ZEICHNUNG IST EIN KONTROLLIERTES DOKUMENT.

DIMENSIONS: MASSE/NEHMEN: mm  
 TOLERANCES UNLESS OTHERWISE SPECIFIED: ALLGEMEINTOLERANZEN

0 PLC ±  
 1 PLC ±  
 2 PLC ±  
 3 PLC ±  
 4 PLC ±  
 ANGLES / WINKEL ±

MATERIAL: FINISH/OBERFLAECHE/FARBE

DWN	Gräf	12.02.1999
CHK	Schweiger	18.02.1999
APVD		
PRODUCT SPEC	NAME	
APPLICATION SPEC	NAME	
WEIGHT	G	
GEWICHT	G	

**STE** TE Connectivity

Female insert  
HE.6.BU.C/S

SIZE: A3 CAGE CODE: 00779 DRAWING NO: G-1103635

RESTRICTED TO NUR FUER