

TABLE 1
TERMINAL SPECIFICATION

LEAD STYLE	SOCKET	"L" REF
-2	SC-1P1-XX	.300
-3	SC-1S1-XX	.203
-10	SC-3P1-XX	.230
-11	SC-4P1-XX	.240
-12	SC-5P1-XX	.190
-15	SC-1M2-XX	.167
-18	SC-6P1-XX	.353
-19	SC-8P1-XX	.165
-22	EZ-1P1-XX	.300
-23	EZ-1S1-XX	.203
-30	EZ-3P1-XX	.230
-31	EZ-4P1-XX	.240
-32	EZ-5P1-XX	.190
-38	EZ-6P1-XX	.353

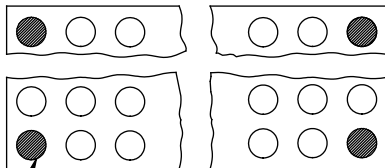
ROW SPECIFICATION	TUBE	PLUG	LEAD STYLE
01	PT-1-24-01-23	TP-12	-3
02	PT-1-24-01-14	TP-03	-12
03	PT-1-24-01-27	TP-03	-23
03	PT-1-24-01-59	TP-09	-32

NOTES:

- 1.) FILL ALL POSITIONS.
 - 2.) PINS TO ENTER BODY FROM C'BORE SIDE.
 - 3.) BARB ON SOCKET MUST BE VISABLE BELOW BODY.
 - 4.) DELETED
 - 5.) ALL OPTIONS ROWS 4-20, WITH LEAD STYLE 02, 10, 11, 12, AND 18, TO BE PACKAGED ON BEAD BOARD.
 - 6.) ALL OPTIONS ROWS 1-3, TO BE PACKAGED IN TUBES.
- UNLESS OTHERWISE SPECIFIED, ALL OTHER PARTS TO BE BULK PACKAGED.

-L OPTION

AVAILABLE IN STYLES -2 & -22 ONLY



REPLACE CORNER POSITIONS WITH SC-1L1-GT (WHEN USING SC LEAD STYLE) OR EZ-1L1-GT WHEN USING EZ LEAD STYLE)
NOTE: FOR -ST PLATING SPEC. USE SC-1L1-GT OR EZ-1L1-GT

PROPRIETARY NOTE
THIS DOCUMENT CONTAINS CONFIDENTIAL AND PROPRIETARY INFORMATION AND ALL DESIGN, MANUFACTURING, REPRODUCTION, USE, PATENT RIGHTS AND SALES RIGHTS ARE EXPRESSLY RESERVED BY SAMTEC, INC. THIS DOCUMENT SHALL NOT BE DISCLOSED, IN WHOLE OR PART, TO ANY UNAUTHORIZED PERSON OR ENTITY NOR REPRODUCED, TRANSMITTED OR INCORPORATED IN ANY OTHER PUBLISHED OR UNPUBLISHED MANNER WITHOUT THE EXPRESS WRITTEN CONSENT OF SAMTEC, INC.

DIMENSIONS ARE IN INCHES		UNLESS OTHERWISE NOTED	TOLERANCES ARE:	TITLE:	DWG NO:
ONE PLACE DECIMALS: ±	THREE PLACE DECIMALS: ±		ANGLES ±	HLS ASSEMBLY	HLS-XXXX-XX-XX-X
TWO PLACE DECIMALS: ±	FOUR PLACE DECIMALS: ±				SHEET 1 OF 1

HLS-XXXX-XX-XX-X

ROW SPECIFICATION

(SEE FIG. 1)
EXPRESSED IN NO. OF ROWS
1 THRU 20

BODY LENGTH SPECIFICATION

(SEE FIG. 1)
EXPRESSED IN NO. OF POS. PER ROW
1 THRU 20

OPTION

-L LOCKING LEAD
(USE ONLY WITH LEAD STYLE -2 OR -22)

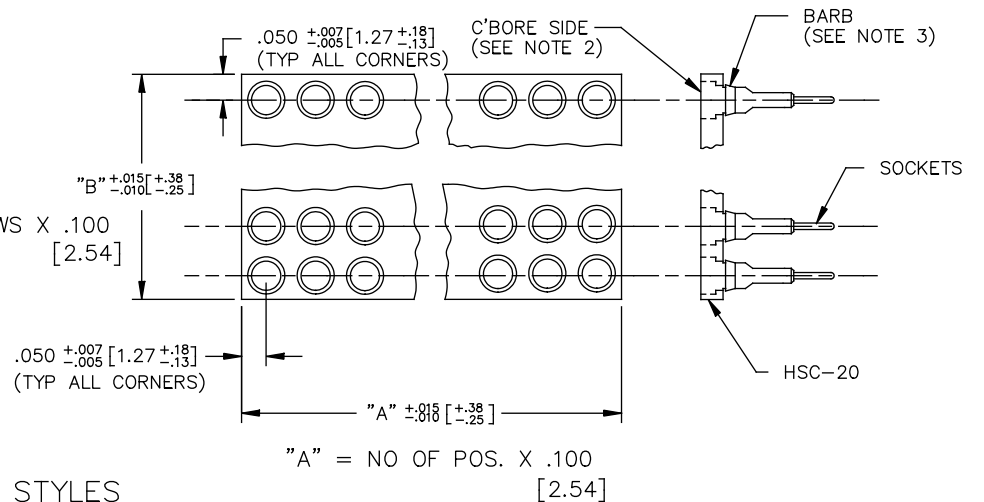
LEAD STYLE SPECIFICATION

(SEE TABLE I)

PLATING SPECIFICATION

- G: GOLD, SPECIFY -GG IN SOCKET SUFFIX -XX
- T: TIN, SPECIFY -GT IN SOCKET SUFFIX -XX
- TT: TIN/TIN, SPECIFY -TT IN SOCKET SUFFIX -XX (STYLE 2,10,11,12,18,22,30,31,&32 ONLY)
- S: SELECTIVE, SPECIFY -ST IN SOCKET SUFFIX -XX (STYLE -2 & -22 ONLY)

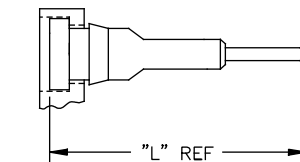
ASSEMBLY INSTRUCTIONS



STYLES

-11,12,15,19,31 & 32

FIGURE 1



SOCKETS TO BE RECESSED (COUNTER-SUNK) INTO BODY TO ALLOW BARB PROTRUSION AT BOTTOM

EXISPROD\ASSEMBLY\100
HLS-ASM

samtec

520 PARK EAST BLVD. NEW ALBANY, INDIANA 47150
PHONE (812) 944-6733 P.O. BOX 1147
CODE 55322

MADE BY: JORDAN 5-30-85	ENGINEER APPROVAL: BET 6-4-85	HLS-XXXX-XX-XX-X
CHECKED BY: THRUSTON 6-4-85		SHEET 1 OF 1