

DESIGNED & DIMENSIONED  
IN MILLIMETERS [INCHES]

MCX-J-C-X-ST-CA2

GENDER  
-J: JACK

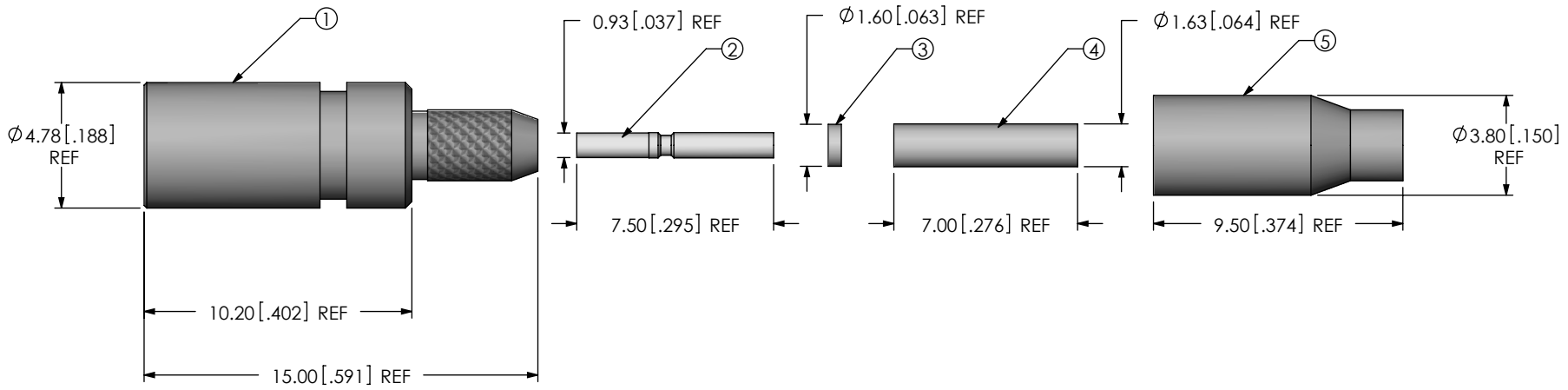
TYPE  
-C: CABLE

TERMINATION  
-CA2: CABLE (RG178)

ORIENTATION  
-ST: STRAIGHT

ITEM	COMPONENT	-H
1	SUB ASSEMBLY	SUB-MCX-J-C-F-ST-CA2
2	SOCKET	MCX-SKT-002-H
3	INSULATOR	MCX-INS-002
4	INNER FERRULE	MCX-FER-003-F
5	FERRULE	MCX-FER-004-F

PLATING SPECIFICATION  
-H: HEAVY GOLD  
30μ" GOLD CENTER CONTACT,  
3μ" GOLD OUTER CONTACT

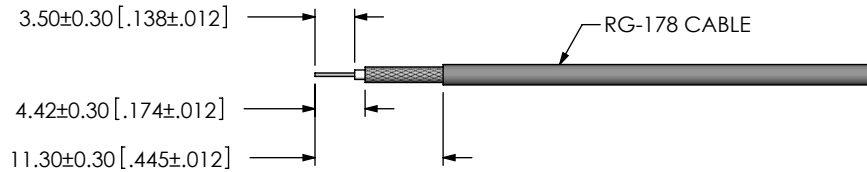


NOTES:

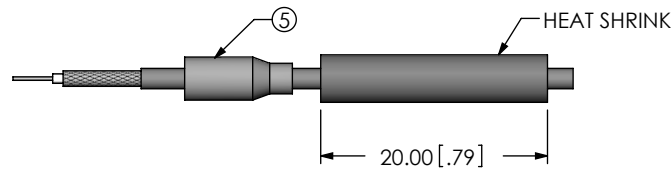
- NOTE DELETED.
- NOTE DELETED.
- NOTE DELETED.
- NOTE DELETED.
- PRODUCT TO BE BULK PACKAGED PER PACKAGING STANDARD CO-RF-WI-3040-M.
- NOTE DELETED.
- NOTE DELETED.
- NOTE DELETED.

F:\DWG\MISC\MKTG\MCX-J-C-X-ST-CA2-MKT.SLDDRW

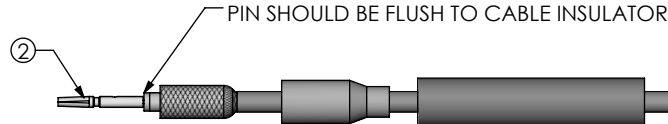
<p>UNLESS OTHERWISE SPECIFIED, DIMENSIONS ARE IN MILLIMETERS [INCHES]. TOLERANCES ARE:</p> <p>DECIMALS ANGLES</p> <p>.X: <math>\pm 0.3 [0.1]</math> 5°</p> <p>.XX: <math>\pm 0.13 [0.05]</math></p> <p>.XXX: <math>\pm 0.051 [0.020]</math></p>	<p>PROPRIETARY NOTE</p> <p>THIS DOCUMENT CONTAINS CONFIDENTIAL AND PROPRIETARY INFORMATION AND ALL DESIGN, MANUFACTURING, REPRODUCTION, USE, PATENT RIGHTS AND SALES RIGHTS ARE EXPRESSLY RESERVED BY SAMTEC, INC. THIS DOCUMENT SHALL NOT BE DISCLOSED, IN WHOLE OR PART, TO ANY UNAUTHORIZED PERSON OR ENTITY NOR REPRODUCED, TRANSFERRED OR INCORPORATED IN ANY OTHER PROJECT IN ANY MANNER WITHOUT THE EXPRESS WRITTEN CONSENT OF SAMTEC, INC.</p>	<p>520 PARK EAST BLVD, NEW ALBANY, IN 47150 PHONE: 812-944-6733 FAX: 812-948-5047 e-Mail: info@SAMTEC.com code: 55322</p>	
		<p>DESCRIPTION: 50 OHM MCX STRAIGHT CABLE JACK RG178</p> <p>DWG. NO. MCX-J-C-X-ST-CA2</p>	
<p>MATERIAL: DO NOT SCALE DRAWING SHEET SCALE: 4:1</p> <p>SHELL, FERRULE: BRASS CONTACT: COPPER ALLOY DIELECTRIC: PTFE</p>		<p>BY: R MUSSER 02/06/2008 SHEET 1 OF 2</p>	



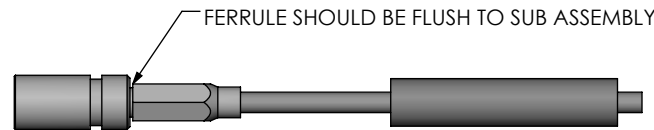
IN-PROCESS 1  
STRIP CABLE AND TIN INNER  
CONDUCTOR



IN-PROCESS 2  
ADD HEAT SHRINK TUBE AND FERRULE



IN-PROCESS 3  
FLARE SHIELD AND ADD INNER  
FERRULE & INSULATOR  
SOLDER SIGNAL SOCKET



IN-PROCESS 4  
ADD SUB-MCX-J-C-X-ST-CA2  
CRIMP FERRULE  
(USE RF CRIMP HAND TOOL CAT-RF-FER-001  
WITH 0.136 DIE SIZE)



IN-PROCESS 5  
APPLY HEAT SHRINK TUBING

**PROPRIETARY NOTE**  
THIS DOCUMENT CONTAINS CONFIDENTIAL AND  
PROPRIETARY INFORMATION AND ALL DESIGN,  
MANUFACTURING, REPRODUCTION, USE, PATENT RIGHTS  
AND SALES RIGHTS ARE EXPRESSLY RESERVED BY SAMTEC,  
INC. THIS DOCUMENT SHALL NOT BE DISCLOSED, IN WHOLE  
OR PART, TO ANY UNAUTHORIZED PERSON OR ENTITY NOR  
REPRODUCED, TRANSFERRED OR INCORPORATED IN ANY  
OTHER PROJECT IN ANY MANNER WITHOUT THE EXPRESS  
WRITTEN CONSENT OF SAMTEC, INC.

DO NOT SCALE DRAWING

SHEET SCALE: 1:0.666667



520 PARK EAST BLVD, NEW ALBANY, IN 47150  
PHONE: 812-944-6733 FAX: 812-948-5047  
e-Mail: info@SAMTEC.com code: 55322

DESCRIPTION:  
50 OHM MCX STRAIGHT CABLE JACK RG178

DWG. NO.  
MCX-J-C-X-ST-CA2

BY: R MUSSER 02/06/2008 SHEET 2 OF 2